

CUSTOM ORDER FORM: TAPERED

CLIENT INFORMATION

Dealer Name: _____

Project: _____

PO#: _____

Project Contact: _____

Date: _____

Approved By: _____

PANEL SIZES

1. Height (Y")	_____
2. Top Width (X")	_____
3. Bottom Width (XX")	_____

Note: Tapered column panels are always actual dimensions.

No Paint

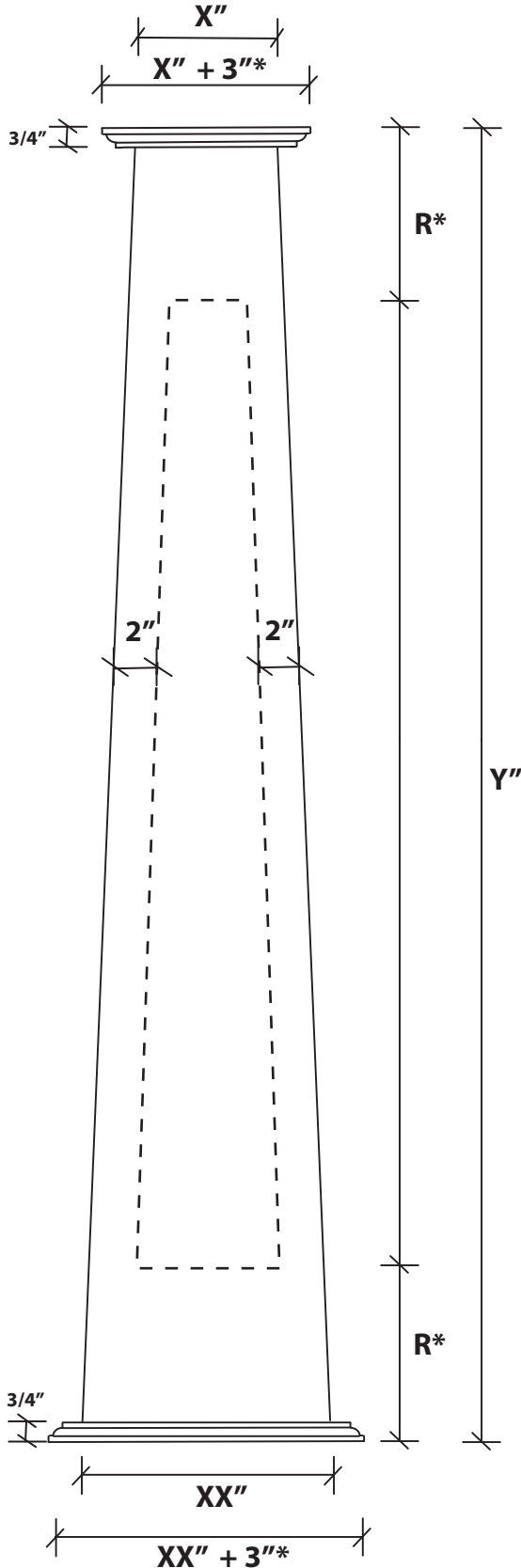
Paint

Stain

Colour: _____

REVEALS

R* All bottom and top panel reveals will be adjusted to 2" above and below chosen skirts.



PANEL PROFILE

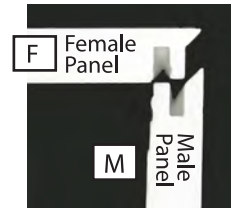
1. Plain	<input type="checkbox"/>
2. Fluted	<input type="checkbox"/>
3. Raised	<input type="checkbox"/>
4. Recessed	<input type="checkbox"/>
• Square Edge	<input type="checkbox"/>
• Round Edge	<input type="checkbox"/>
5. Recessed Base Cap Trim	<input type="checkbox"/>
• Flush Trim	<input type="checkbox"/>
• Raised Trim	<input type="checkbox"/>

QUANTITY: _____

NOTES: _____

- 1. Single Panel
- 2. Double Panel
- 3. 1/3 - 2/3 Panel
- 4. Custom _____

Panel Locks: M F



CAPS & BASES


Craftsman

Top	Bottom
4" _____	_____
6" _____	_____
8" _____	_____



Chamfered

Top	Bottom
6" _____	_____
8" _____	_____
10" _____	_____



Crown Mould

4" _____
5" _____
6" _____



Base Cap Edge

6" _____
8" _____



Tuscan

6" _____
8" _____
10" _____



Solid Crown

1. _____



*Tuscan, Chamfer & Solid Crown Add 4"

**Note: For more column dimension information see Prestige Column Reference Guide (On Reverse).

Customers are responsible for confirming inside dimensions prior to ordering. Please consult your Prestige Products representative when ordering.