

CUSTOM ORDER FORM: TAPERED

CLIENT INFORMATION

Dealer Name: _____

Project: _____

PO#: _____

Project Contact: _____

Date: _____

Approved By: _____

PANEL SIZES

1. Height (Y")	
2. Top Width (X")	
3. Bottom Width (XX")	

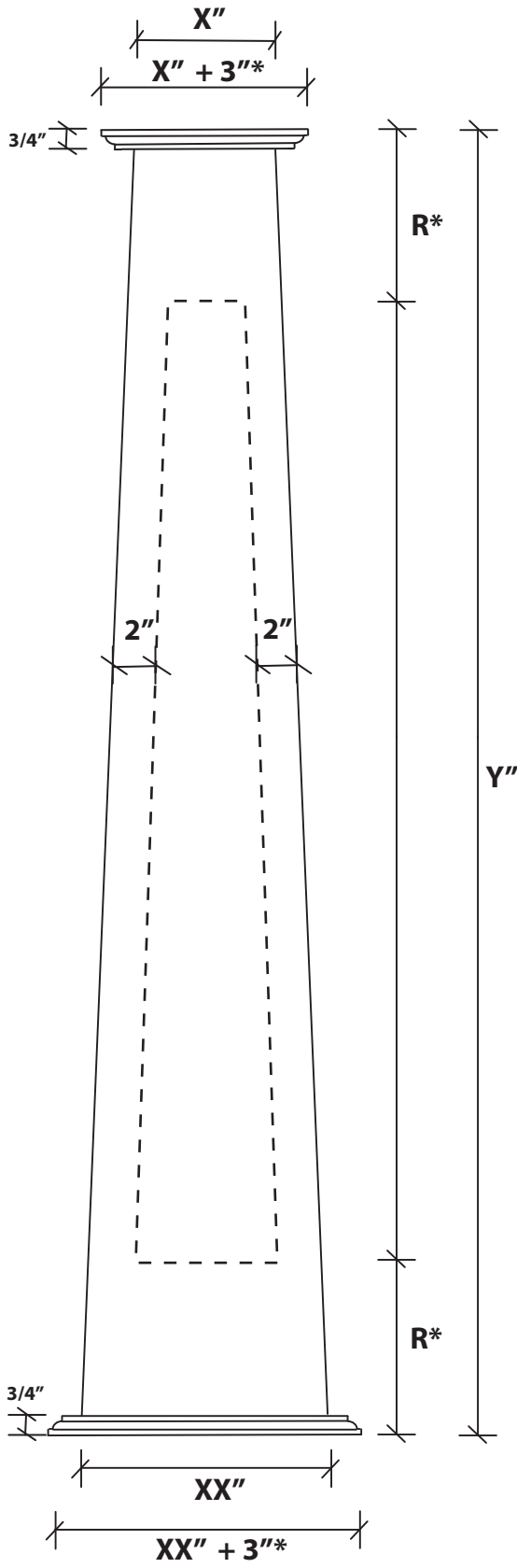
Note: Tapered column panels are always actual dimensions.

No Paint _____ Colour: _____

Paint _____
 Custom _____

Stain _____

REVEALS
R* All bottom and top panel reveals will be adjusted to 2" above and below chosen skirts.




PANEL PROFILE


1. Plain					
2. Fluted					
3. Raised					
4. Recessed					
• Square Edge					
• Round Edge					
5. Recessed Base Cap Trim					
• Flush Trim					
• Raised Trim					


QUANTITY: _____

NOTES: _____

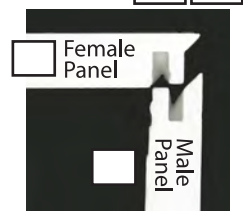
Replacement Panel Locks: M F

1. Single Panel 







2. Double Panel 

3. 1/3 - 2/3 Panel 

4. Custom _____



CAPS & BASES

	Top	Bottom		Top	Bottom
Craftsman	4" _____	6" _____		6" _____	8" _____
Crown Mould	4" _____	5" _____		6" _____	8" _____
Tuscan	6" _____	8" _____		6" _____	8" _____
Chamfered	6" _____	8" _____		6" _____	8" _____
Base Cap Edge	6" _____	8" _____		6" _____	8" _____
Solid Crown	6" _____	8" _____		1. _____	

*Tuscan, Chamfer & Solid Crown Add 4"