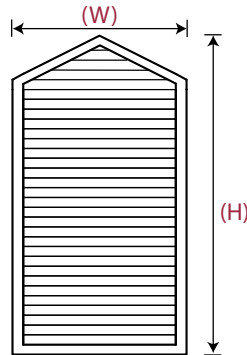
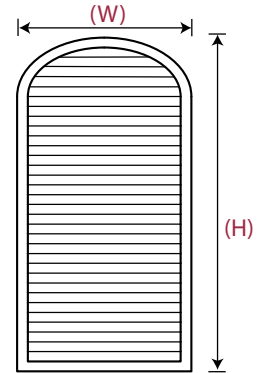


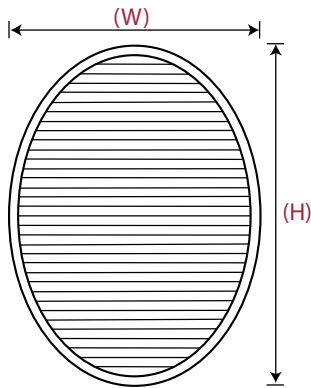
****D-32**
RECTANGLE
LCP3G-W(H)-V/H
*3,3,5,7,1



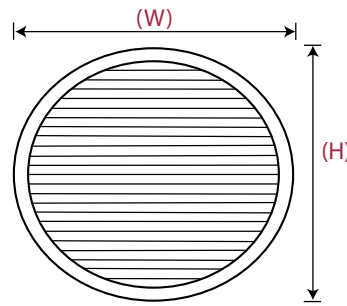
D-33
PEAK TOP
RECTANGLE
LCP3K-W(H)
*3,3,5,7,1



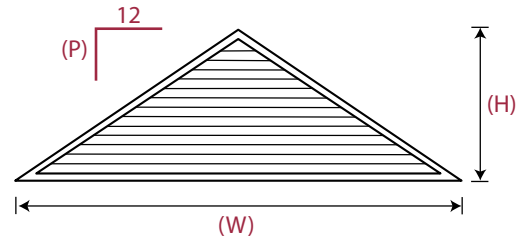
D-34
ARCH TOP
RECTANGLE
LCP3H-W(H)
*3,3,5,7



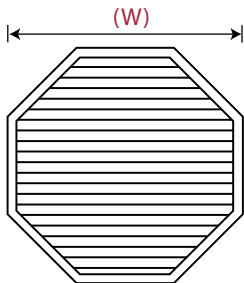
****D-35**
OVAL
LCP3C-W(H)-V/H
*3,5,7



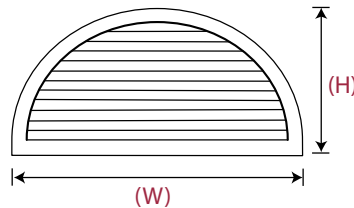
D-36
ROUND
LCP3A-W(H)
*3,5,7



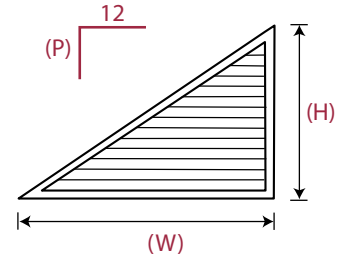
D-37
TRIANGLE
LCP3F-PW(H)
*3,3,5,7,1



D-38
OCTAGON
LCP3L-W
*3,5,7,1

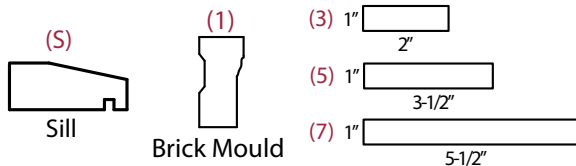


D-39
1/2 ROUND
LCP3E-W
*3,3,5,7,1



D-40
1/2 TRIANGLE
LCP3N-PW(H)
*3,3,5,7,1

Louvre Frame Options:



** Confirmation of the louvre direction to be indicated with a 'V' (vertical) or 'H' (horizontal).