

Prestige **diy**
PRODUCTS
Innovative PVC Systems

Prestige COLUMNS
Innovative PVC Systems

Prestige BRACKETS
Innovative PVC Systems

Prestige COLUMNS
FIBERGLASS

Prestige GABLES
Innovative PVC Systems

Prestige SHUTTERS
Innovative PVC Systems

Prestige SOFFIT
Innovative PVC Systems

Prestige LOUVRE
Innovative PVC Systems

DECORTRIM
Prefinished PVC Trim Collection



Crosshead

Plinth Box

Newel Post

Raised Panel Shutters

Custom Milled Services

Columns

Prestige **diy**
PRODUCTS

Innovative PVC Systems

Table of Contents

Section I - Product Information & Painting
Pg. 4-7



Section II - Prestige Columns
Pg. 8-20



Decor Trim
Pg. 21



Section III - Prestige Shutters
Pg. 22-25



Section IV - Prestige Gables
Pg. 26-33



Section V - Prestige Louvres
Pg. 34-37



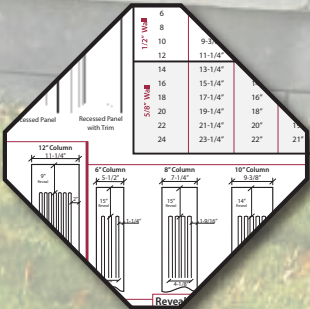
Section VI - Prestige Brackets
Pg. 38-43



Section VII - Prestige Soffits
Pg. 44-45



Technical Notes
Pg. 46-51





EASY for Homeowners

Beautiful

- Classic Architectural Column Look and Feel
- Wide Assortment of Column Styles
- Various Heights Available
- Various Widths Available
- SmartLock™ Corners for Seamless Fit
- No Visible Fasteners in most products
- Paint Friendly with Acrylic Latex Paints
- Custom Styles Available

Fast & Easy Installation

- Complete Column Kit, including Fasteners and Adhesive
- PVC Cuts and Fastens like Wood, using Woodworking Tools
- No Special Tools Needed
- Innovative Precision Engineered SmartLock™ Mitered, Locking Corners for Rapid and Secure Assembly
- Comprehensive, Easy-to-Follow Installation & Painting Instructions Included
- Safe and Easy Storage and Transportation with Flat-Pack Packaging

Virtually Maintenance Free

- Free-Foam Cellular PVC Construction
- Weather Resistant
- Decay Resistant
- Insect Resistant
- Zero Water Absorption
- Direct Masonry Contact
- Paint Friendly with Acrylic Latex Paints
- 30 Year Limited Warranty

Ordering Procedure & Timelines

Prestige DIY Products are available at retail lumber yards. Ask your contractor sales counter or contact us at www.prestigediy.com to refer you to a local dealer.

It is our privilege to provide our products and services. Our commitment is to provide quality. Along with our distributor and dealers, we strive to shorten project deadlines.

2-3 Week cycle - Standard Core and FLEX Column/Shutters

4-6 Week cycle - Custom Orders

3-6 Week cycle - Paint Order (varies depending on size of order)

Please note that milling processes and tooling may change do to advances in machining.

Confirm with current processing if matching or if viewed on past information platforms distributed by Prestige DIY Products.



FAST for Pros

UNDERSTAND THE PRESTIGE DIFFERENCE

Designed to perform and engineered to last.
Premium quality materials and manufacturing.
Canadian Construction Materials Centre (CCMC) lists VERSATEX premium PVC trimboard products in its Registry of Product Assessments.

Smart Lock technology.
NO Exterior fasteners.

Superior Installation solutions
Column Installation Squaring L's.
Gable Installation Stems.

Quick Access of core stock inventory
2-4 day turn around.

Online Pricing for quick quoting

Custom Orders - 4 to 6 weeks
25+ Years delivering solutions.

Prefinishing Options

Self Adhesive Skirt Kits

Committed to providing quality products and services



Prestige **diy**
PRODUCTS

Innovative PVC Systems

Manufacturing thousands of PVC Columns, Gables & Brackets Yearly

Decor Innovations/Prestige Products
is an Elite Dealer and Manufacturer of
PVC Products

Fully Equipped PVC grinding
and dust collection system.



Versatex turns processed
recycled material into new
PVC products

Working with our partners
and Contractors to collect
PVC Scrap from the **Job Site**

108,000 lbs/year
diverted from
landfill and reprocessed



PAINT OPTIONS

Stock Pre-Finishing:

30% Surcharge on Material Value

Custom Colours & Stains

Custom surcharge will apply

Speak with your PrestigeDIY Representative for more information.

Dark Colours

Dark Colour Paints have heat reflective qualities.

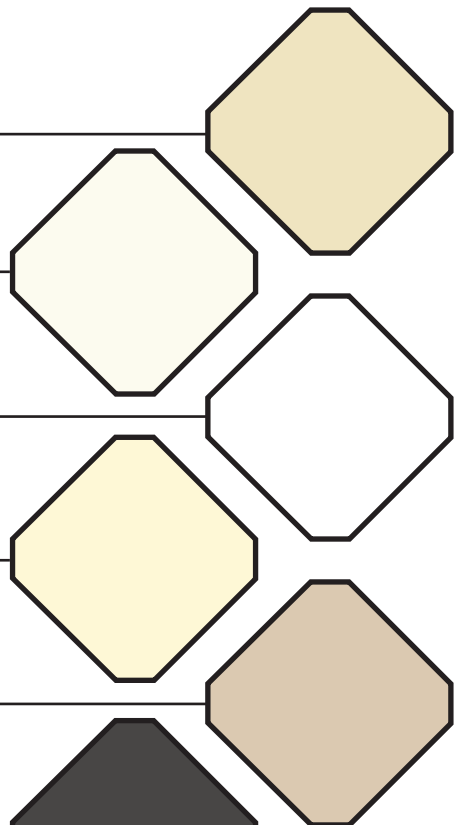
Standard EURO FINISH on all painted products.

Stock Stains

45% Surcharge on Material Value with Top Clear Coat

Light Colours (LRV 56-100)

Gentek	Benjamin Moore
Almond (532)	Jute (AF-80)
Sandstone (540)	Mascarpone (AF-20)
Ice White (429)	Gray Sky (2131-70)
Maize (502)	Almond Bisque (269)
Sandalwood (508)	Ashen Tan (996)



Cherry
DD#9571

Teak
DD#9512




Espresso
DD#9575

Mahogany
DD#9509

Dark Colours (LRV 0-55)

Iron Ore (5P6)	Blacktop (2135-10)
Pebble (559)	Clay (AF-155)
Commercial Brown (562)	River Rock (2139-10)
Midnight Surf (509)	Flint (AF-560)
Marine Dusk (5C6)	Polo Blue (2062-10)
Sable (547)	Deep Creek (1477)
Storm (570)	Chelsea Gray (HC-168)

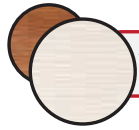


Gentek	Benjamin Moore
Bright White (431)	White Ice (OC-58)

Black (525)	Black (2132-10)
-------------	-----------------

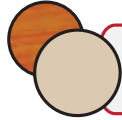
Please note

- All printed colours are approximates, please refer to Gentek or Benjamin Moore colour swatches for exact colours
- Stain on PVC woodgrain texture will have a different tone than on smooth PVC materials
- Standard and custom colours are formulated to match Gentek and Benjamin Moore colour codes.




Available in:
WOODGRAIN

The woodgrain icon is displayed to indicate a Prestige Product which have an option to be produced with a woodgrain texture.



Available:
PAINT AND STAIN FINISHES

The paint & stain icon is displayed to indicate a Prestige Product which can be finished with a paint or stain option in our factory.



Your Prestige DIY Products™ are manufactured using premium free-foam cellular PVC and do not require painting to validate the warranty. If painting is preferred, please use the guidelines below.

Surface Preparation

Prestige DIY Products™ can be painted to achieve the desired look or accent colour of your home. To ensure good paint adhesion, the surface of the pvc product should be clean, dry, and free of dirt, mildew, chalk, grease and any other surface contaminants before paint application. Prior to cleaning it is a good practice to fill any holes and remove any marks or blemishes that may appear during the installation process with an exterior filler, (for example, sandable Bondo).

Cleaning can be accomplished using a cloth and a mixture of mild detergent and water. Other cleaning agents include a mild household spray cleaner, a degreaser, or alcohol.

Coating Specification

A 100% acrylic latex or 100% acrylic latex with a urethane additive should be used to achieve superior coating durability and flexibility. Only light to medium coloured paints with a light reflective value (LRV) of 55 units or greater should be applied to Prestige DIY Products™. Using a paint with a LRV below 55 units will void our product warranty.

Aquasur paint does not require a primer coat. Prepare the surface by wiping it down with VinylKleen a degreaser that removes grease, oils and silicone. Follow this with VinylPrep which is a special cleaning agent that removes any degreasing residue. Once the PVC is clean you can apply the paint.

Application

Apply paint when the air and surface temperatures are 2°C (35°F) or above, and when the air and surface temperatures will remain above this temperature for the next 24 hours. Avoid painting early in the morning or late in the day when dew and condensation are likely to form, or when rain or snow is threatening. To prolong the shelf life of the paint, always protect it from freezing.

Apply primer and topcoats using the following methods:

- Brush: Use a nylon/polyester brush.
 - Roller: Use a 3/8" – 3/4" nap synthetic roller.
 - Spray: Airless Pressure...2000 psi Tip...015"-019"
- Typical Drying Times (Dry Time at 25°C (77°F); 50% Relative Humidity):

- To the Touch: 30 minutes - To Recoat: 4 hours

- To Handle: 1 hour - To Full Cure: 30 days

Considerations

- Higher quality paints typically outperform lower quality paints.
- Temperature, humidity, wind, and the amount of direct sunlight at time of application will affect paint drying times.
- Prestige Products™ are impermeable to moisture; it may take as long as 45 days for paint application to fully cure.
- Paint failures on wood are due primarily to moisture cycling. Since Prestige Products™ cannot absorb moisture
- paints will adhere better and for a much longer time when applied to premium PVC versus wood.
- All painted Prestige Products ship with a small amount of touch up paint or stain top coat. Stain may require 2 or 3 coats to achieve desired tone.

Disclaimer: Decor Innovations is not liable for self applied paint used on Prestige DIY Products™ and/or the result of its use.